

Account Statement

January 1, 2022 - January 31, 2022

TIVERTON POLICE PENSION PLAN AGY



23 Broad Street, Westerly, RI 02891

www.washtrustwealth.com



Tax season has begun! Please contact your Advisor if you would like to discuss 2021 tax planning options (like prior-year contributions), if you need information from us to prepare your taxes, or if you would like us to work with your accountant to incorporate tax planning into your overall wealth plan.

Your Team Is Here to Help

Wealth Management Officer: Irene Ferreira 401 348 1317 iferreira@Washtrust.Com
Portfolio Manager: Eugene J McCabe 401 654 4807 Ejmccabe@Washtrust.Com
Wealth Management Associate: Donald R Previe 401 3481200 drprevie@washtrust.com

Accounts Included In This Statement

xxxxxx0538 TIVERTON POLICE PENSION PLAN AGY

This page intentionally left blank.

2000566-00009159-00019 of 00022-c01-m2-0241-00566



P054VAJ 00000922 2020201 087293753

Table of Contents

Schedules	Page
Overview of Your Account.....	5
Portfolio Analysis.....	6
Portfolio Holdings.....	7
Your Transaction Detail.....	14
Information.....	18

2000566-00009158-00018 of 00022-c01-m2-0241-00566

2000566-00009158-00017 of 00022-c01-m2-0241-00566

This page intentionally left blank.



Overview of Your Account - xxxxxx0538 TIVERTON POLICE PENSION PLAN AGY

Investment Objective: Growth

Activity Summary

	This Period (\$)	Year to Date
Beginning Market Value	19,815,930.87	19,815,930.87
Cash & Security Transfers	0.00	0.00
Contributions	28,765.60	28,765.60
Income & Capital Gain Distributions	10,565.31	10,565.31
Fees	-8,896.98	-8,896.98
Withdrawals	-107,152.13	-107,152.13
Change in Account Value	-1,137,486.68	-1,137,486.68
Market Value on Jan 31, 2022	\$18,601,725.99	\$18,601,725.99

Income Earned

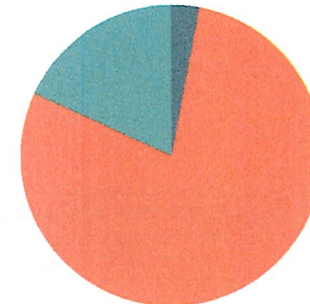
	This Period (\$)	Year to Date
Taxable Income	0.00	0.00
Tax-Exempt Income	10,565.31	10,565.31
Tax-Deferred Income	0.00	0.00
Total Income Earned	\$10,565.31	\$10,565.31
Total Short Term Realized Capital Gain/Loss	\$0.00	\$0.00
Total Long Term Realized Capital Gain/Loss	\$0.00	\$0.00
Total Realized Capital Gain/Loss	\$0.00	\$0.00

This summary is for your reference. It is not intended for tax-reporting purposes. Taxable income is taxable at the federal level and may be taxable at the state level. Income Earned amount shown is net of foreign tax withholding, if applicable.

Asset Allocation on January 31, 2022

	Market Value (\$)	Percent
Cash	481,816.97	3%
Equities	14,822,966.61	79%
Fixed Income	3,296,942.41	18%
Total of Your Account	\$18,601,725.99	100%

This pie chart reflects managed assets only.

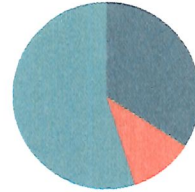


2000566-00009157-00016 of 00022-c01-m2-0241-00566

Portfolio Analysis - xxxxxx0538 TIVERTON POLICE PENSION PLAN AGY

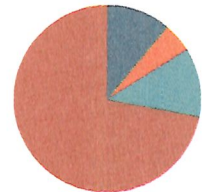
Bond Maturity

	Market Value (\$)	Percent
■ Less than Five years	1,129,997.41	34%
■ Five to Ten years	378,410.00	11%
■ Uncategorized	1,788,535.00	55%
Total of Your Portfolio	\$3,296,942.41	100%



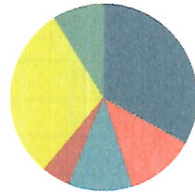
Bond Quality Ratings

	Market Value (\$)	Percent
■ Aaa	378,410.00	11%
■ A	152,099.91	5%
■ Not rated	393,015.00	12%
■ No Moody's Rating	2,373,417.50	72%
Total of Your Portfolio	\$3,296,942.41	100%



Fixed Income Sector Analysis

	Market Value (\$)	Percent
■ Taxable FI MF-ETF	1,099,245.00	33%
■ Non-Traditional MF-ETF FI	381,140.00	12%
■ Taxable Agency	378,410.00	11%
■ Corporate	152,099.91	5%
■ Cert of Deposit FI	977,897.50	30%
■ Infl Protected MF-ETF FI	308,150.00	9%
Total of Your Portfolio	\$3,296,942.41	100%



Portfolio Holdings on January 31, 2022

	Quantity	Price	Market Value	Accrued Income	Cost Basis / Unrealized G/L	Est. Ann. Inc. / Yield at Market	% of Account
xxxxxx0538 TIVERTON POLICE PENSION PLAN AGY							
Cash							
<i>Cash and Equivalents</i>							
Fidelity Government Portfolio TICKER: FRGXX , CUSIP:31607A703	481,816.97	1.00	481,816.97	3.87	481,816.97 0.00	49.10 0.01%	2.59%
Total Cash and Equivalents			\$481,816.97	\$3.87	\$481,816.97 \$0.00	\$49.10 0.01%	2.59%
Total Cash			\$481,816.97	\$3.87	\$481,816.97 \$0.00	\$49.10 0.01%	2.59%
Equities							
<i>Domestic Equity</i>							
Accenture PLC TICKER: ACN , CUSIP:G1151C101	600.00	353.58	212,148.00	582.00	74,536.59 137,611.41	2,328.00 1.10%	1.14%
Activision Blizzard Inc TICKER: ATVI , CUSIP:00507V109	1,565.00	79.01	123,650.65	0.00	109,819.18 13,831.47	735.55 0.59%	0.66%
Adobe Inc TICKER: ADBE , CUSIP:00724F101	300.00	534.30	160,290.00	0.00	95,127.72 65,162.28	0.00	0.86%
Akamai Technologies Inc TICKER: AKAM , CUSIP:00971T101	1,500.00	114.55	171,825.00	0.00	103,193.25 68,631.75	0.00	0.92%
Alphabet Inc TICKER: GOOGL , CUSIP:02079K305	100.00	2,706.07	270,607.00	0.00	69,094.49 201,512.51	0.00	1.45%
Amazon.com Inc TICKER: AMZN , CUSIP:023135106	90.00	2,991.47	269,232.30	0.00	106,164.16 163,068.14	0.00	1.45%
American Tower Corp TICKER: AMT , CUSIP:03027X100	400.00	251.50	100,600.00	0.00	62,572.67 38,027.33	2,084.00 2.07%	0.54%
Apple Inc TICKER: AAPL , CUSIP:037833100	1,800.00	174.78	314,604.00	0.00	95,489.01 219,114.99	1,557.00 0.49%	1.68%
Aptiv PLC TICKER: APTV , CUSIP:G6095L109	1,100.00	136.58	150,238.00	0.00	66,016.27 84,221.73	0.00	0.81%
Bank of America Corp TICKER: BAC , CUSIP:060505104	5,750.00	46.14	265,305.00	0.00	101,625.80 163,679.20	4,830.00 1.82%	1.43%



Portfolio Holdings on January 31, 2022 (continued)

	Quantity	Price	Market Value	Accrued Income	Cost Basis / Unrealized G/L	Est. Ann. Inc. /Yield at Market	% of Account
<i>Domestic Equity (continued)</i>							
Becton Dickinson and Co TICKER: BDX , CUSIP:075887109	500.00	254.14	127,070.00	0.00	101,581.15 25,488.85	1,740.00 1.37%	0.68%
BlackRock Inc TICKER: BLK , CUSIP:09247X101	200.00	822.94	164,588.00	0.00	84,440.77 80,147.23	3,904.00 2.37%	0.88%
Booking Holdings Inc TICKER: BKNG , CUSIP:09857L108	45.00	2,456.13	110,525.85	0.00	75,977.64 34,548.21	0.00	0.59%
Broadcom Inc TICKER: AVGO , CUSIP:11135F101	400.00	585.88	234,352.00	0.00	120,093.90 114,258.10	6,560.00 2.80%	1.26%
Cerner Corp TICKER: CERN , CUSIP:156782104	1,530.00	91.20	139,536.00	0.00	90,964.74 48,571.26	1,652.40 1.18%	0.75%
Comcast Corp TICKER: CMCSA , CUSIP:20030N101	2,450.00	49.99	122,475.50	0.00	114,536.45 7,939.05	2,450.00 2.00%	0.66%
Costco Wholesale Corp TICKER: COST , CUSIP:22160K105	250.00	505.13	126,282.50	0.00	50,083.04 76,199.46	790.00 0.63%	0.68%
CVS Health Corp TICKER: CVS , CUSIP:126650100	1,400.00	106.51	149,114.00	770.00	103,112.87 46,001.13	3,080.00 2.07%	0.80%
Equinix Inc TICKER: EQIX , CUSIP:29444U700	150.00	724.90	108,735.00	0.00	75,533.04 33,201.96	1,722.00 1.58%	0.58%
Estee Lauder Cos Inc/The TICKER: EL , CUSIP:518439104	700.00	311.79	218,253.00	0.00	51,449.52 166,803.48	1,680.00 0.77%	1.17%
HEICO Corp TICKER: HEI/A , CUSIP:422806208	1,300.00	109.70	142,610.00	0.00	96,093.01 46,516.99	234.00 0.16%	0.77%
Home Depot Inc/The TICKER: HD , CUSIP:437076102	400.00	366.98	146,792.00	0.00	82,301.81 64,490.19	2,640.00 1.80%	0.79%
Honeywell International Inc TICKER: HON , CUSIP:438516106	500.00	204.48	102,240.00	0.00	69,874.85 32,365.15	1,960.00 1.92%	0.55%
IAA Inc TICKER: IAA , CUSIP:449253103	2,100.00	45.93	96,453.00	0.00	85,622.11 10,830.89	0.00	0.52%

200056-0009156-0013 of 00022-c01-m2-0241-00566



Portfolio Holdings on January 31, 2022 (continued)

	Quantity	Price	Market Value	Accrued Income	Cost Basis / Unrealized G/L	Est. Ann. Inc. /Yield at Market	% of Account
<i>Domestic Equity (continued)</i>							
IQVIA Holdings Inc TICKER: IQV , CUSIP:46266C105	850.00	244.90	208,165.00	0.00	78,232.64 129,932.36	0.00	1.12%
Jacobs Engineering Group Inc TICKER: J , CUSIP:469814107	825.00	130.18	107,398.50	0.00	79,554.34 27,844.16	759.00 0.71%	0.58%
Johnson & Johnson TICKER: JNJ , CUSIP:478160104	750.00	172.29	129,217.50	0.00	110,746.80 18,470.70	3,180.00 2.46%	0.69%
JPMorgan Chase & Co TICKER: JPM , CUSIP:46625H100	1,600.00	148.60	237,760.00	0.00	95,532.43 142,227.57	6,400.00 2.69%	1.28%
Marsh & McLennan Cos Inc TICKER: MMC , CUSIP:571748102	1,000.00	153.64	153,640.00	535.00	115,715.20 37,924.80	2,140.00 1.39%	0.83%
Meta Platforms Inc TICKER: FB , CUSIP:30303M102	700.00	313.26	219,282.00	0.00	100,588.88 118,693.12	0.00	1.18%
Microsoft Corp TICKER: MSFT , CUSIP:594918104	950.00	310.98	295,431.00	0.00	61,487.95 233,943.05	2,356.00 0.80%	1.59%
Mondelez International Inc TICKER: MDLZ , CUSIP:609207105	2,604.00	67.03	174,546.12	0.00	111,730.09 62,816.03	3,645.60 2.09%	0.94%
NextEra Energy Inc TICKER: NEE , CUSIP:65339F101	2,000.00	78.12	156,240.00	0.00	104,888.97 51,351.03	3,080.00 1.97%	0.84%
NVIDIA Corp TICKER: NVDA , CUSIP:67066G104	850.00	244.86	208,131.00	0.00	43,865.37 164,265.63	136.00 0.07%	1.12%
Palo Alto Networks Inc TICKER: PANW , CUSIP:697435105	400.00	517.40	206,960.00	0.00	80,482.88 126,477.12	0.00	1.11%
PayPal Holdings Inc TICKER: PYPL , CUSIP:70450Y103	1,000.00	171.94	171,940.00	0.00	36,371.01 135,568.99	0.00	0.92%
Qualcomm Inc TICKER: QCOM , CUSIP:747525103	705.00	175.76	123,910.80	0.00	91,880.54 32,030.26	1,917.60 1.55%	0.67%
Raytheon Technologies Corp TICKER: RTX , CUSIP:75513E101	1,456.00	90.19	131,316.64	0.00	106,550.48 24,766.16	2,970.24 2.26%	0.71%

2000566-00009155-00012 of 00022-c01-m2-0241-00566

Portfolio Holdings on January 31, 2022 (continued)

	Quantity	Price	Market Value	Accrued Income	Cost Basis / Unrealized G/L	Est. Ann. Inc. /Yield at Market	% of Account
<i>Domestic Equity (continued)</i>							
Roper Technologies Inc TICKER: ROP , CUSIP:776696106	425.00	437.16	185,793.00	0.00	196,186.16 -10,393.16	1,054.00 0.57%	1.00%
salesforce.com Inc TICKER: CRM , CUSIP:79466L302	600.00	232.63	139,578.00	0.00	94,252.20 45,325.80	0.00	0.75%
S&P Global Inc TICKER: SPGI , CUSIP:78409V104	325.00	415.22	134,946.50	0.00	99,423.58 35,522.92	1,001.00 0.74%	0.73%
Stryker Corp TICKER: SYK , CUSIP:863667101	400.00	248.05	99,220.00	0.00	70,657.68 28,562.32	1,112.00 1.12%	0.53%
Terminix Global Holdings Inc TICKER: TMX , CUSIP:88087E100	2,500.00	43.14	107,850.00	0.00	64,906.00 42,944.00	0.00	0.58%
Thermo Fisher Scientific Inc TICKER: TMO , CUSIP:883556102	400.00	581.30	232,520.00	0.00	53,681.19 178,838.81	416.00 0.18%	1.25%
TJX Cos Inc/The TICKER: TJX , CUSIP:872540109	1,900.00	71.97	136,743.00	0.00	89,455.31 47,287.69	1,976.00 1.45%	0.74%
Truist Financial Corp TICKER: TFC , CUSIP:89832Q109	2,800.00	62.82	175,896.00	0.00	141,124.28 34,771.72	5,376.00 3.06%	0.95%
Uber Technologies Inc TICKER: UBER , CUSIP:90353T100	2,300.00	37.40	86,020.00	0.00	80,864.32 5,155.68	0.00	0.46%
Universal Display Corp TICKER: OLED , CUSIP:91347P105	600.00	153.51	92,106.00	0.00	92,586.80 -480.80	480.00 0.52%	0.50%
Verisk Analytics Inc TICKER: VRSK , CUSIP:92345Y106	900.00	196.13	176,517.00	0.00	104,303.07 72,213.93	1,044.00 0.59%	0.95%
Verizon Communications Inc TICKER: VZ , CUSIP:92343V104	2,300.00	53.23	122,429.00	1,472.00	130,491.67 -8,062.67	5,888.00 4.81%	0.66%
Visa Inc TICKER: V , CUSIP:92826C839	975.00	226.17	220,515.75	0.00	59,032.70 161,483.05	1,462.50 0.66%	1.19%
Walt Disney Co/The TICKER: DIS , CUSIP:254687106	900.00	142.97	128,673.00	0.00	111,115.89 17,557.11	0.00	0.69%



Portfolio Holdings on January 31, 2022 (continued)

	Quantity	Price	Market Value	Accrued Income	Cost Basis / Unrealized G/L	Est. Ann. Inc. /Yield at Market	% of Account
<i>Domestic Equity (continued)</i>							
Watsco Inc TICKER: WSO , CUSIP:942622200	500.00	282.56	141,280.00	0.00	53,020.91 88,259.09	3,900.00 2.76%	0.76%
Westinghouse Air Brake Technologies Corp TICKER: WAB , CUSIP:929740108	1,250.00	88.90	111,125.00	0.00	65,119.88 46,005.12	600.00 0.54%	0.60%
Zimmer Biomet Holdings Inc TICKER: ZBH , CUSIP:98956P102	1,000.00	123.02	123,020.00	0.00	136,277.21 -13,257.21	960.00 0.78%	0.66%
Total Domestic Equity			\$8,965,697.61	\$3,359.00	\$4,945,430.47 \$4,020,267.14	\$91,800.89 1.02%	48.20%
<i>Domestic Equity Funds</i>							
iShares Russell 2000 ETF TICKER: IWM , CUSIP:464287655	2,900.00	201.24	583,596.00	0.00	340,366.95 243,229.05	6,061.00 1.04%	3.14%
iShares Russell Mid-Cap ETF TICKER: IWR , CUSIP:464287499	27,000.00	76.89	2,076,030.00	0.00	1,083,625.85 992,404.15	23,409.00 1.13%	11.16%
SPDR S&P MidCap 400 ETF Trust TICKER: MDY , CUSIP:78467Y107	750.00	480.04	360,030.00	0.00	214,249.84 145,780.16	3,710.25 1.03%	1.94%
Vanguard S&P 500 ETF TICKER: VOO , CUSIP:922908363	6,000.00	413.69	2,482,140.00	0.00	1,784,409.55 697,730.45	32,622.00 1.31%	13.34%
Total Domestic Equity Funds			\$5,501,796.00	\$0.00	\$3,422,652.19 \$2,079,143.81	\$65,802.25 1.20%	29.58%
<i>International Equity Funds</i>							
iShares Core MSCI EAFE ETF TICKER: IEFA , CUSIP:46432F842	3,300.00	71.61	236,313.00	0.00	202,285.05 34,027.95	5,144.70 2.18%	1.27%
iShares Core MSCI Emerging Markets ETF TICKER: IEMG , CUSIP:46434G103	2,000.00	59.58	119,160.00	0.00	110,455.88 8,704.12	3,664.00 3.07%	0.64%
Total International Equity Funds			\$355,473.00	\$0.00	\$312,740.93 \$42,732.07	\$8,808.70 2.48%	1.91%
Total Equities			\$14,822,966.61	\$3,359.00	\$8,680,823.59 \$6,142,143.02	\$166,411.84 1.12%	79.69%



Portfolio Holdings on January 31, 2022 (continued)

	Quantity	Price	Market Value	Accrued Income	Cost Basis / Unrealized G/L	Est. Ann. Inc. / Yield at Market	% of Account
Fixed Income							
<i>Domestic Fixed Income</i>							
Bank of New York Mellon Corp/The 2.2% 16 Aug 2023 CUSIP:06406FAD5	150,000.00	101.3999	152,099.91	1,512.50	150,558.00 1,541.91	3,300.00 2.17%	0.82%
Federal Farm Credit Banks Funding Corp 1.23% 29 Jul 2030 CUSIP:3133EL2C7	200,000.00	94.606	189,212.00	13.67	200,000.00 -10,788.00	0.00	1.02%
Federal Home Loan Banks 1.24% 03 Sep 2030 CUSIP:3130AK2T2	200,000.00	94.599	189,198.00	1,019.56	200,000.00 -10,802.00	2,480.00 1.31%	1.02%
Goldman Sachs Bank USA/New York NY 1% 04 Aug 2026 CUSIP:38149MXU2	250,000.00	97.498	243,745.00	1,239.73	249,375.00 -5,630.00	2,500.00 1.03%	1.31%
Sallie Mae Bank .85% 17 Jun 2025 CUSIP:7954506P5	250,000.00	98.485	246,212.50	267.81	248,750.00 -2,537.50	2,125.00 0.86%	1.31%
State Bank of India/Chicago IL .95% 26 Jun 2025 CUSIP:856283N69	250,000.00	97.935	244,837.50	240.75	249,375.00 -4,537.50	2,375.00 0.97%	1.32%
UBS Bank USA .95% 11 Aug 2026 CUSIP:90348JR93	250,000.00	97.241	243,102.50	136.65	249,375.00 -6,272.50	2,375.00 0.98%	1.31%
Total Domestic Fixed Income			\$1,508,407.41	\$4,430.67	\$1,547,433.00 -\$39,025.59	\$15,155.00 1.00%	8.11%
<i>Domestic Fixed Income Funds</i>							
BlackRock Strategic Income Opportunities Portfolio TICKER: BSIIX , CUSIP:09260B382	38,000.00	10.03	381,140.00	595.82	393,680.00 -12,540.00	8,892.00 2.33%	2.05%
iShares Intermediate Government/Credit Bond ETF TICKER: GVI , CUSIP:464288612	3,500.00	112.29	393,015.00	0.00	387,713.48 5,301.52	6,975.50 1.77%	2.11%

200056-00009154-0009 of 00022-c01-m2-0241-00566



Portfolio Holdings on January 31, 2022 (continued)

	Quantity	Price	Market Value	Accrued Income	Cost Basis / Unrealized G/L	Est. Ann. Inc. /Yield at Market	% of Account
<i>Domestic Fixed Income Funds (continued)</i>							
Metropolitan West Total Return Bond Fund TICKER: MWTIX , CUSIP:592905509	39,000.00	10.67	416,130.00	480.62	425,087.41 -8,957.41	5,499.00 1.32%	2.23%
Schwab US TIPs ETF TICKER: SCHP , CUSIP:808524870	5,000.00	61.63	308,150.00	0.00	316,414.25 -8,264.25	13,805.00 4.48%	1.66%
Vanguard Intermediate-Term Investment-Grade Fund TICKER: VFIDX , CUSIP:922031810	30,000.00	9.67	290,100.00	549.48	301,450.00 -11,350.00	7,020.00 2.42%	1.56%
Total Domestic Fixed Income Funds			\$1,788,535.00	\$1,625.92	\$1,824,345.14 -\$35,810.14	\$42,191.50 2.36%	9.61%
Total Fixed Income			\$3,296,942.41	\$6,056.59	\$3,371,778.14 -\$74,835.73	\$57,346.50 1.74%	17.72%
Total for xxxxxx0538 TIVERTON POLICE PENSION PLAN AGY			\$18,601,725.99	\$9,419.46	\$12,534,418.70 \$6,067,307.29	\$223,807.44 1.20%	100.00%

2000566-00009153-00008 of 00022-c01-m2-0241-00566

Your Transaction Detail

Transaction Date	Transaction Description	Amount	Accrued Income	Cost Basis Realized G/L
xxxxxx0538 TIVERTON POLICE PENSION PLAN AGY				
Receipts				
<i>Contributions</i>				
January 3, 2022	Cash Receipt - Employee Contribution via Check, Current Year Employee Contribution, CK 2397026407 DTD 12/30/21 for P/R 12/30/21 Town of Tiverton	8,749.27		0.00
January 18, 2022	Cash Receipt - Employee Contribution via Check, Current Year Employee Contribution, CK 3015500014 and 3015500024 DTD 1/13/2022 for P/R 01/13/22 Town of Tiverton	9,188.96		0.00
January 31, 2022	Cash Receipt - Employee Contribution via Check, Current Year Employee Contribution, CK 301550056DTD 1/27/22 for P/R 12/31/21-1/13/22 Town of Tiverton	10,581.25		0.00
Total Contributions		\$28,519.48	\$0.00	\$0.00
<i>Cash Transfers</i>				
January 28, 2022	Cash Transfer - Miscellaneous Receipt From G085F17 TWTC Class Actions/Litigations G085F17 (Capital), Class action proceeds from Alibaba Group Holding Limited	57.87		0.00
Total Cash Transfers		\$57.87	\$0.00	\$0.00
<i>Other</i>				
January 3, 2022	Cash Receipt - Miscellaneous Receipt via Check, Police Buy Backs, December 2021, Check No. 2397026407, dtd 12/30/21.	62.75		0.00
January 18, 2022	Cash Receipt - Miscellaneous Receipt via Check, Police Buy Backs, January 2022, Check No. 3015500014 and 3015500024, dtd 01/13/22.	62.75		0.00
January 31, 2022	Cash Receipt - Miscellaneous Receipt via Check, Police Buy Backs, (Jan) 2022, Check No. 3015500056, dtd 01/27/22	62.75		0.00
Total Other		\$188.25	\$0.00	\$0.00
Total Receipts		\$28,765.60	\$0.00	\$0.00

2000566-00009153-00007 of 00022-c01-m2-0241-00566



Your Transaction Detail (continued)

Transaction Date	Transaction Description	Amount	Accrued Income	Cost Basis Realized G/L
xxxxxx0538 TIVERTON POLICE PENSION PLAN AGY (Continued)				
Disbursements				
<i>Withdrawals</i>				
January 3, 2022	Cash Disbursement - Normal Distribution via MEMO, 37 PENSION PAYMENTS ACH CHKS DATED 010122 NET 97102.34 FT 6719.69 ST 2499.11 OTH 430.99	-106,752.13		0.00
Total Withdrawals		-\$106,752.13	\$0.00	\$0.00
<i>Fees</i>				
January 18, 2022	Periodic Fee, Computed for 2055000538	-8,896.98		0.00
Total Fees		-\$8,896.98	\$0.00	\$0.00
<i>Other</i>				
January 27, 2022	Cash Disbursement - Miscellaneous Expense Via Check, Paid To Compensation Planning Inc., INV.18878 DTD 01/26/22	-400.00		0.00
Total Other		-\$400.00	\$0.00	\$0.00
Total Disbursements		-\$116,049.11	\$0.00	\$0.00
Corporate Actions/Income				
<i>Dividends</i>				
January 3, 2022	Daily Rate Income on Metropolitan West Total Return Bond Fund For Period of 12/01/21 to 12/31/21 Due on 01/03/22	533.58		0.00
January 3, 2022	Daily Rate Income on Vanguard Intermediate-Term Investment-Grade Fund For Period of 12/01/21 to 12/31/21 Due on 01/03/22	389.74		0.00
January 3, 2022	Daily Rate Income on Fidelity Government Portfolio For Period of 12/01/21 to 12/31/21 Due on 01/03/22	3.60		0.00
January 3, 2022	Daily Rate Income on BlackRock Strategic Income Opportunities Portfolio For Period of 12/01/21 to 12/31/21 Due on 01/03/22	658.59		0.00
January 5, 2022	Cash Dividend 0.109692 USD iShares Core MSCI EAFE ETF For 3,300.00 Shares Due on 01/05/22 With Ex Date 12/30/21	361.98		0.00

2000566-00009152-00006 of 00022-c01-m2-0241-00566



Your Transaction Detail (continued)

Transaction Date	Transaction Description	Amount	Accrued Income	Cost Basis Realized G/L
xxxxxx0538 TIVERTON POLICE PENSION PLAN AGY (Continued)				
Corporate Actions/Income (Continued)				
<i>Dividends (Continued)</i>				
January 11, 2022	Cash Dividend 0.27 USD Cerner Corp For 1,530.00 Shares Due on 01/11/22 With Ex Date 12/23/21	413.10		0.00
January 14, 2022	Cash Dividend 0.35 USD Mondelez International Inc For 2,604.00 Shares Due on 01/14/22 With Ex Date 12/30/21	911.40		0.00
January 14, 2022	Cash Dividend 1.39 USD American Tower Corp For 400.00 Shares Due on 01/14/22 With Ex Date 12/23/21	556.00		0.00
January 14, 2022	Cash Dividend 0.26 USD Thermo Fisher Scientific Inc For 400.00 Shares Due on 01/14/22 With Ex Date 12/14/21	104.00		0.00
January 20, 2022	Cash Dividend 0.09 USD HEICO Corp For 1,300.00 Shares Due on 01/20/22 With Ex Date 01/05/22	117.00		0.00
January 24, 2022	Cash Dividend 0.62 USD Roper Technologies Inc For 425.00 Shares Due on 01/24/22 With Ex Date 01/07/22	263.50		0.00
January 26, 2022	Cash Dividend 0.25 USD Comcast Corp For 2,450.00 Shares Due on 01/26/22 With Ex Date 01/04/22	612.50		0.00
January 31, 2022	Cash Dividend 0.24 USD Zimmer Biomet Holdings Inc For 1,000.00 Shares Due on 01/31/22 With Ex Date 12/27/21	240.00		0.00
January 31, 2022	Cash Dividend 0.695 USD Stryker Corp For 400.00 Shares Due on 01/31/22 With Ex Date 12/30/21	278.00		0.00
January 31, 2022	Cash Dividend 1.48748 USD SPDR S&P MidCap 400 ETF Trust For 750.00 Shares Due on 01/31/22 With Ex Date 12/17/21	1,115.61		0.00
January 31, 2022	Cash Dividend 1.95 USD Watsco Inc For 500.00 Shares Due on 01/31/22 With Ex Date 01/13/22	975.00		0.00
January 31, 2022	Cash Dividend 1 USD JPMorgan Chase & Co For 1,600.00 Shares Due on 01/31/22 With Ex Date 01/05/22	1,600.00		0.00
Total Dividends		\$9,133.60	\$0.00	\$0.00
<i>Interest</i>				
January 11, 2022	Interest Payment 0.0095 USD UBS Bank USA .95% 11 Aug 2026 For 250,000.00 Par Value Due on 01/11/22 With Ex Date 01/11/22	201.71		0.00

2000566-00009152-00005 of 00022-c01-m2-0241-00566



Your Transaction Detail (continued)

Transaction Date	Transaction Description	Amount	Accrued Income	Cost Basis Realized G/L
xxxxxx0538 TIVERTON POLICE PENSION PLAN AGY (Continued)				
Corporate Actions/Income (Continued)				
<i>Interest (Continued)</i>				
January 31, 2022	Interest Payment 0.0123 USD Federal Farm Credit Banks Funding Corp 1.23% 29 Jul 2030 For 200,000.00 Par Value Due on 01/31/22 With Ex Date 01/29/22	1,230.00		0.00
Total Interest		\$1,431.71	\$0.00	\$0.00 \$0.00
Total Corporate Actions/Income		\$10,565.31	\$0.00	\$0.00 \$0.00
Cash Sweep Activity				
January 31, 2022	Sweep sales totaling -115,125.79 units of Fidelity Government Portfolio for Defined Model (Capital) (3 Transactions)	115,125.79		-115,125.79 0.00
January 31, 2022	Sweep purchases totaling 38,407.59 units of Fidelity Government Portfolio for Defined Model (Capital) (14 Transactions)	-38,407.59		38,407.59 0.00
Total Cash Sweep Activity		\$76,718.20	\$0.00	-\$76,718.20 \$0.00
Total xxxxxx0538 TIVERTON POLICE PENSION PLAN AGY		\$0.00	\$0.00	-\$76,718.20 \$0.00

2000566-00009151-00004 of 00022-c01-m2-0241-00566

Information

Account Value and Performance

Security prices and income projections shown have been obtained from sources believed to be reliable. However, we cannot guarantee their accuracy or that securities can be bought or sold at these prices. In addition, this report provides a total account view and may include unsupervised assets which are taken into account for both market value and performance.

Account Safety and Correction of Discrepancies

Please review your statement carefully and report any discrepancies promptly to your Wealth Management Client Services Representative at the number provided on your statement. It is recommended that you confirm any oral communications in writing by sending Washington Trust Wealth Management (hereinafter referred to as "WTWM") a letter within ten (10) days of receipt of your statement.

Bond Amortization

The premiums on all applicable bonds will be amortized. If you chose not to amortize the premiums, please contact your Wealth Management Client Service Representative at the number provided on your statement.

Brokerage Transactions

WTWM may receive investment related services from brokerage firms in exchange for brokerage transactions directed to those firms. Brokerage commissions are charged to the account at cost on all equity transactions.

Changes and Updates to your Account Information

Please contact your Wealth Management Client Service Representative at the number provided on your statement if you have any changes in your contact information or if you wish to impose any reasonable restrictions on the management of your account(s) or modify any existing restrictions.

Changes and Updates to your Financial Situation or Investment Strategy

It is important to periodically review your investment objectives so that your investment strategy remains appropriate to your personal investment goals, spending requirements, and financial, estate, and tax planning needs. Your statement includes the investment objective currently assigned to your account(s). Please contact your Wealth Management Client Service Representative at the number provided on your statement to notify us if there have been any changes in your financial situation, investment objectives, or risk tolerance.

Fees and Charges

The "Fees and Charges" amount shown on your statement includes all activity fees consistent with your fee agreement.

2000566-00009151-00003 of 00022-c01--m2-0241-00566



Information (continued)**Foreign ADR**

Foreign Corporations that wish to have their securities traded on U.S. stock exchanges, issue American Depository Receipts (ADRs), which make the foreign securities more accessible to U.S. investors. If your portfolio holds foreign securities, such securities will be held in ADRs. Foreign governments may impose withholding taxes on the gross amount of foreign dividends sourced to their countries. These withholding requirements may be subject to modification under certain tax treaties, depending on the country of origin of the issuer of the stock underlying ADR. Please consult your tax advisor for advice regarding the tax options applicable to your particular situation.

Individual Retirement Accounts – Reporting Fair Market Value

The fair market value as of December 31st will be reported to the IRS as required by law.

Individual Retirement Accounts - Withholding on Distribution or Withdrawals

Federal tax law requires WTWM to withhold income tax on distribution(s) from your taxable retirement accounts by electing a percentage or fixed amount to be withheld from your distribution unless you elect not to have income taxes withheld. If you do not have enough income tax withheld from your distributions, you may be responsible for the payment of estimated tax. You may incur penalties if the amounts withheld and your estimated tax payments are not equal to your tax obligation. State withholding, if applicable, is subject to the state's withholding requirements.

Mutual Funds

WTWM may receive compensation in the form of Rule 12b-1 fees, commissions and/or soft dollars from mutual funds it utilizes for the services we provide to the Mutual Fund. There is no additional cost to the account from the arrangement and not all accounts may benefit from such compensation. WTWM may purchase affiliated mutual funds in which the fund manager or any of its affiliates may serve as the investment advisor. A copy of the prospectuses, which includes a description of fund fees and expenses, are available upon request.

Privacy Statement

WTWM is committed to maintaining the confidentiality, integrity and security of your personal information that is entrusted to us. The Washington Trust Company Privacy Policy will be sent to your address on file in the event there are any material changes to the policy, or if we change any of our sharing practices. To obtain a copy of our current Privacy Policy, please visit our website at www.washtrustwealth.com or contact your Wealth Management Client Services Representative at the number provided on your statement.

Verification of Account Owner(s) Identity

To help the government fight the funding of terrorism and money laundering activities, federal law requires all financial institutions to obtain, verify, and record information that identifies each person who opens an account, or is added to an existing account. Such information includes, name, address, date of birth, social security number, a valid driver's license or other valid identifying documentation, and any other information that will allow us to verify the identity of all accountholders.



Information (continued)

GENERAL DISCLOSURES

The information provided in this report, including gain and loss information, is being provided for informational purposes only and does not constitute, legal, tax or investment advice and it should not be relied on as such. Please consult with a financial advisor, attorney or tax professional regarding your specific investment, legal or tax situation.

Mutual funds, ETFs, and/or other securities are not backed or guaranteed by any bank. Such securities are not insured by the FDIC and involve investment risk including possible loss of principal.

2000566-00009150-00001 of 00022-c01-m2-0241-00566

